

# LAMINATION SCHEDULE

## TOP AND SIDES

- 25 MILS GELCOAT
- 3 OZ. CHOP SKIN
- 3 OZ. CHOP BULK
- ONE LAYER OF 3610 BI-AXIAL MATERIAL ON FLANGE SURFACE
- 1 1/2" X 3" POLYURETHANE FOAM STRINGERS ON TOP AND SIDES 15" CENTERS ON AVERAGE COVERED WITH ONE LAYER OF 3610 BI-AXIAL MATERIAL AND ONE LAYER OF 3 OZ. MAT.
- 25 MILS GELCOAT

## FLOOR

- 25 MILS GELCOAT
- 3 OZ. CHOP SKIN
- 3/4" POLYURETHANE 6-LB. DENSITY FOAM CORE ON BOTTOM
- 3 OZ. CHOP BULK
- 25 MILS GELCOAT

## DOOR

- 25 MILS GELCOAT
- 3 OZ. CHOP SKIN WITH ONE LAYER OF 3610 BI-AXIAL ON THE VERTICAL SURFACE AND ONE LAYER ON THE OUTER VERTICAL SURFACE
- 3 OZ. CHOP BULK
- ONE LAYER OF 3610 BI-AXIAL MATERIAL ON HORIZONTAL SURFACE
- 1/2" AIREX T-92 THERMOPLASTIC RIGID FOAM CORE
- 1 1/2 OZ. CHOP
- ONE LAYER OF 3610 BI-AXIAL MATERIAL ON HORIZONTAL SURFACE
- 4 OZ. CHOP
- 25 MILS GELCOAT

## COLLAR

- 25 MILS GELCOAT
- 3 OZ. SKIN
- 3 OZ. BULK
- TWO LAYERS OF 3610 BI-AXIAL MATERIAL
- 1 1/2 OZ. CHOP

# NOTES:

## DOOR

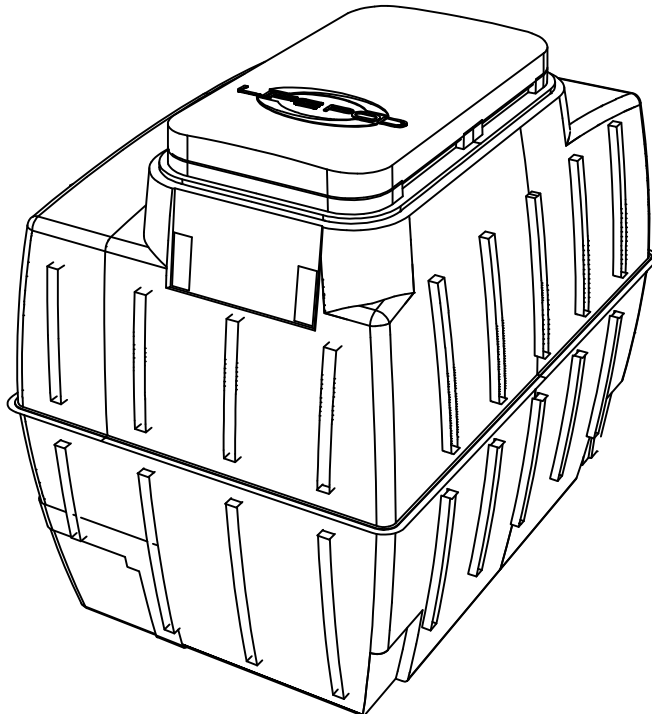
- (3) POINT LATCHING SYSTEM
- (3) STAINLESS STEEL HINGES REMOVABLE WITH 7/16" WRENCH TO ALLOW EMERGENCY PERSONNEL TO OPEN FROM THE OUTSIDE
- OPENING 26 1/2" WIDE BY 54 5/8" LONG

## STAIRS

- STRINGERS WELDED TO SIDE OF STEPS TO PREVENT SLIPPING OFF EDGE
- RISE OF STEPS ARE 9 1/16"
- RUN OF STEPS ARE 8"
- TREAD WIDTH 22"
- STEPS ARE NON-SKID STYLE
- LOW HEAD CLEARANCE LABEL AT BASE OF STEPS
- HEAD CLEARANCE AT BASE OF STEPS 74 1/8"

## GENERAL

- NON-SKID FLOOR AREA
- (16) VENTS WITH AN OPEN AREA OF 48.64² IN. TOTAL (3.04² IN. EACH)



**General Notes**

This drawing was created by Dougherty Manufacturing. Ownership, Authorship and Copyright rights are owned by Dougherty Manufacturing. This drawing cannot be reproduced in whole or in part without the written consent of Dougherty Manufacturing.

Dougherty Manufacturing  
1601 Tionia Rd.  
New Smyrna Bch, FL 32168  
TEL: 386.957.5464  
FAX: 386.957.5465

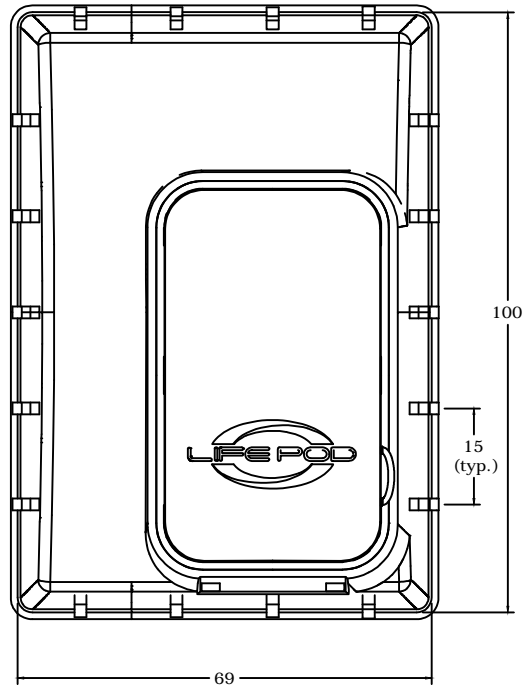
Drawn By T.E.Z.

No.	Revision/Issue	Date

**DOUGHERTY  
MANUFACTURING**

**FP-10**

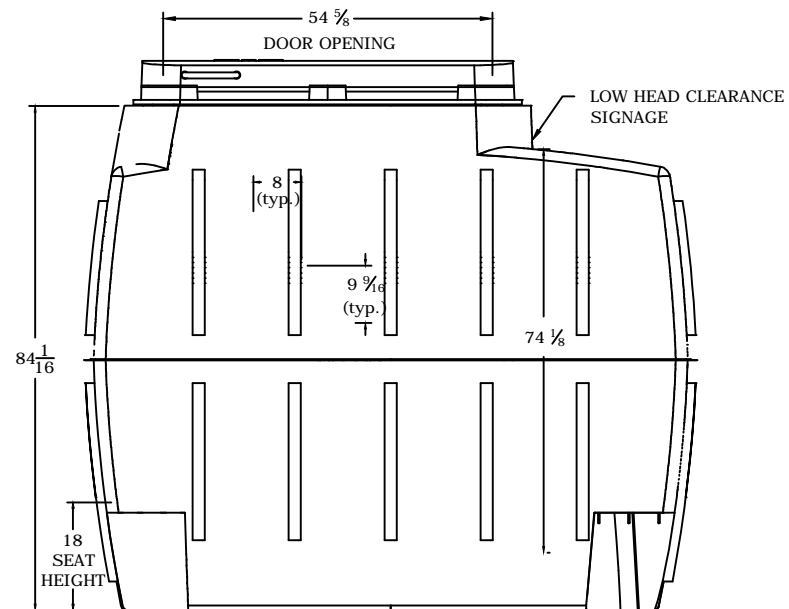
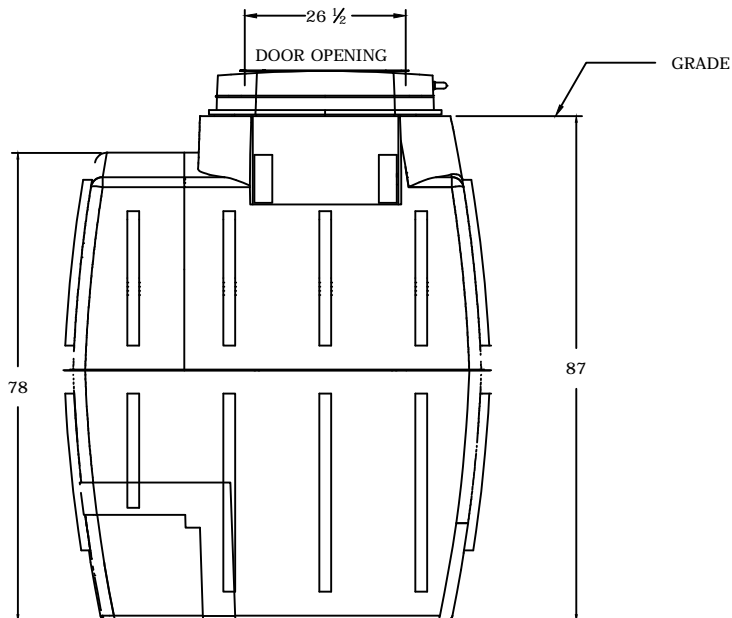
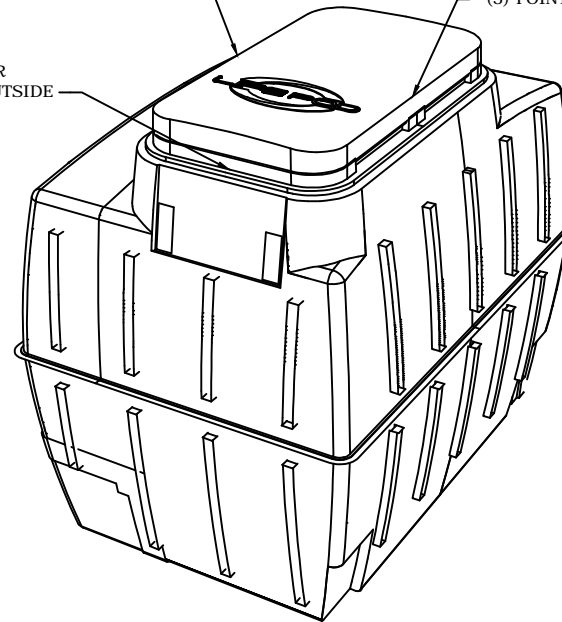
<b>Project</b>	<b>Sheet</b>
<b>Date</b> 7-1-14	<b>1</b>
<b>Scale</b> N.T.S.	



(3) STAINLESS STEEL HINGES

(3) POINT LATCHING SYSTEM

SERIAL NUMBER  
INSIDE AND OUTSIDE  
OF COLLAR



General Notes

This drawing was created by Dougherty Manufacturing. Ownership and Copyright rights are owned by Dougherty Manufacturing. This drawing cannot be reproduced in whole or in part without the written consent of Dougherty Manufacturing.

Dougherty Manufacturing  
1601 Tionia Rd.  
New Smyrna Bch, FL 32168  
TEL: 386.957.5464  
FAX: 386.957.5465

Drawn By T.E.Z.


No.	Revision/Issue	Date

Firm Name and Address

**DOUGHERTY  
MANUFACTURING**

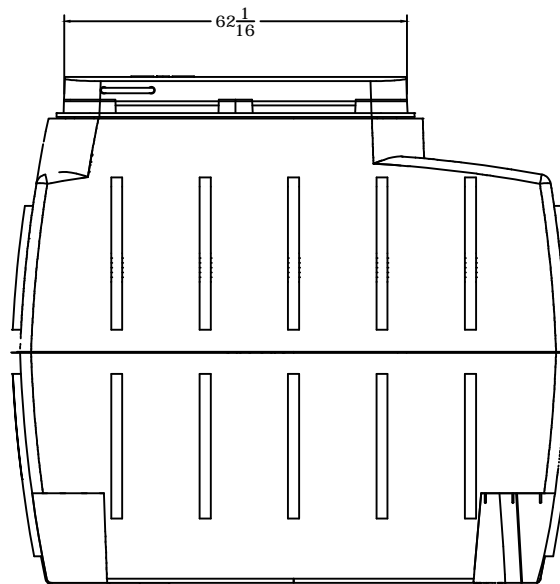
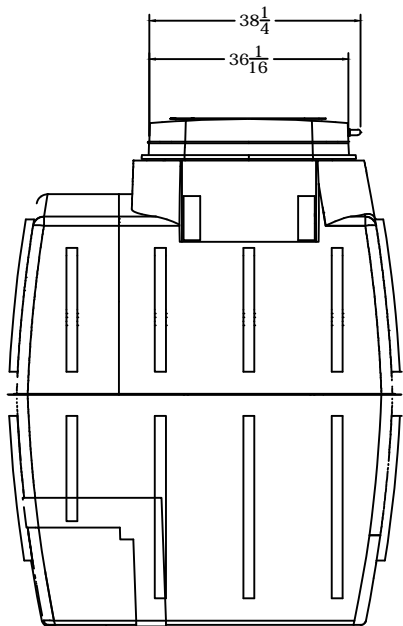
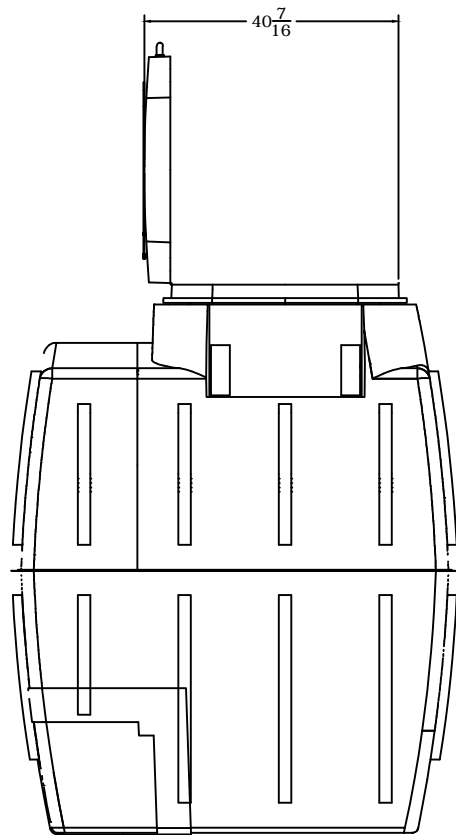
Project Name and Address

**FP-10**

Project Sheet

Date  
7-1-14  
Scale  
N.T.S.

**2**



General Notes

This drawing was created by Dougherty Manufacturing. Ownership, Authorship and Copyright rights are owned by Dougherty Manufacturing. This drawing cannot be reproduced in whole or in part without the written consent of Dougherty Manufacturing.

Dougherty Manufacturing

1601 Tionia Rd.  
New Smyrna Bch, FL 32168  
TEL: 386.957.5464  
FAX: 386.957.5465

Drawn By T.E.Z.

No.	Revision/Issue	Date

Firm Name and Address

**DOUGHERTY  
MANUFACTURING**

Project Name and Address

**FP-10**

Project

Date  
7-1-14

Scale  
N.T.S.

Sheet

**3**